

Professional Washer

PW 9

Features and benefits

- PW 9 is a large capacity washer suitable for professional users
- Six fast and efficient wash programs for cotton and synthetic textiles
- Possible to select options: "Pre-wash" or "Light Soiled textiles"
- Detergent box with four compartments for powder and liquid supply
- Large door opening for easy loading/unloading
- Stainless steel and galvanized steel in wash drum and structural parts
- White painted cabinette
- Drain pump
- Electrical connection: 3 phase or 1 phase
- Water hoses included



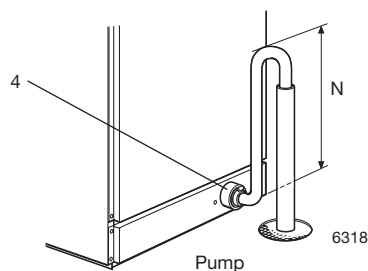
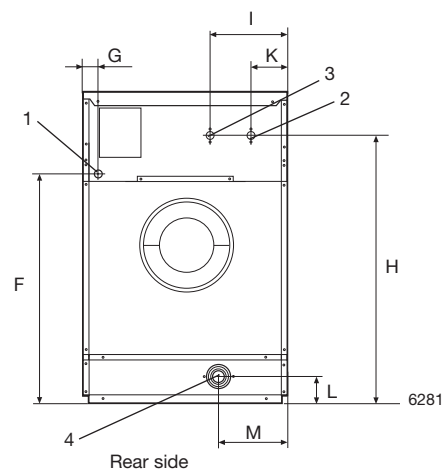
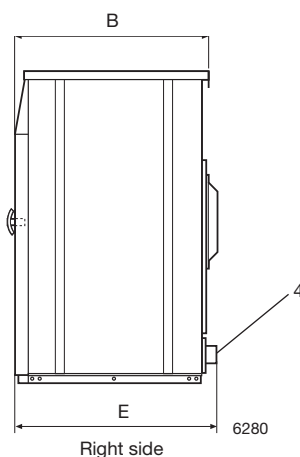
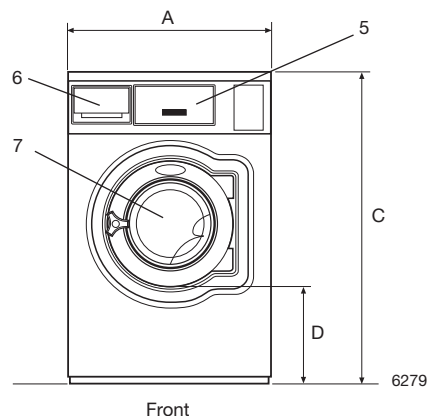
Options

- Coin meter
- Kit for connection to automatic detergent systems
- Drain valve

Main specifications		PW 9	
Capacity, max.	kg/lb	9/20	
Extraction	rpm	1015	
G-factor		300	
Heating alternatives	electricity 3 AC	kW	
	electricity 1 AC	kW	
	non-heated	x	
Consumption data "Colour 60°C" without Pre-wash*		5.4 kW	3.6 kW
Total time	min	50	54
Water consumption (cold/hot)	litre	79/16	79/16
Energy consumption (motor/heating)*	kWh	0.25/0.65	0.25/0.65
* Water temperature 15°C cold water and 65°C hot water			

Certified in accordance with ISO 9001 and ISO 14001 and approved IP 24D.

Electrical connections		PW 9	
Heating	Voltage		
Electric	400-415V 3N 50 Hz	kW(A)	5.5 (10)
changable to	220-240V 1AC 50 Hz	kW(A)	3.8 (16)
	380-400V 3/3N AC 60 Hz	kW(A)	5.5 (10)
changable to	208-240V 1AC 60 Hz	kW(A)	3.8 (16)
Non-heated	230V 1AC 60 Hz	kW(A)	1.0 (10)
	240V 1AC 60 Hz	kW(A)	1.0 (10)
	230V 1AC 50 Hz	kW(A)	1.0 (10)
Water and steam connection			
Water valves	DN		20
Water pressure	kPa		150-400
Capacity at 300 kPa	l/min		16
Drain valve (optional)	ømm		50/75
Draining capacity	(pump) l/min		30
	(drain valve) l/min		160
Liquid detergent supplies (optional)			3
Floor requirements			
Frequency of the dynamic force	Hz		16.9
Max floor load at extraction	kN		1.4±0.5
Sound levels			
Airborne sound level	dB(A)		71
Heat emission			
% of installed power, max			5
Shipping data			
Weight	net, kg		127
	crated, kg		147
Shipping volume	m ³		0.75
Dimensions in mm			
A	Width		720
B	Depth		680
C	Height		1115
D			355
E			720
F			875
G			80
H			975
I			245
K			125
L			100
M			240
N	(max height)		700±50
1 Electrical connection 2 Cold water 3 Hot water 4 Drain 5 Control panel 6 Soap box 7 Door opening ø310			



Electrolux
PROFESSIONAL

ELECTROLUX LAUNDRY SYSTEMS
Lundtoftegaardsvej 93A, DK-2800 Lyngby, Denmark
Telephone: +45 4526 4800. Telefax: +45 4526 4801
Internet: www.electrolux.com/laundrysystems. E-mail: els.info@electrolux.com

Electrolux Professional: a Company in the Electrolux Group, the world's No.1 choice.

Electrolux Professional is a world leader in the production and distribution of professional food service and laundry solutions. With the highest R&D investment in its industry, Electrolux Professional is committed to thoughtful innovation, helping its partners win with their customers, for the consumer.